

United States Department of the Interior
Heritage Conservation and Recreation Service

National Register of Historic Places
Inventory—Nomination Form

See instructions in *How to Complete National Register Forms*
 Type all entries—complete applicable sections

For HCRS use only

received

date entered

1. Name

historic Webster College-Eden Theological Seminary Collegiate District

and/or common

2. Location

street & number 470 and 475 East Lockwood Avenue not for publication

city, town Webster Groves vicinity of congressional district #3-Hon. Richard Gephardt

state Missouri code 029 county St. Louis code 189

3. Classification

Category	Ownership	Status	Present Use
<input type="checkbox"/> district	<input type="checkbox"/> public	<input checked="" type="checkbox"/> occupied	<input type="checkbox"/> agriculture
<input checked="" type="checkbox"/> building(s)	<input checked="" type="checkbox"/> private	<input type="checkbox"/> unoccupied	<input type="checkbox"/> commercial
<input type="checkbox"/> structure	<input type="checkbox"/> both	<input type="checkbox"/> work in progress	<input checked="" type="checkbox"/> educational
<input type="checkbox"/> site	Public Acquisition	Accessible	<input type="checkbox"/> entertainment
<input type="checkbox"/> object	<input type="checkbox"/> in process	<input checked="" type="checkbox"/> yes: restricted	<input type="checkbox"/> government
	<input type="checkbox"/> being considered	<input type="checkbox"/> yes: unrestricted	<input type="checkbox"/> industrial
	<input checked="" type="checkbox"/> n/a	<input type="checkbox"/> no	<input type="checkbox"/> military
			<input type="checkbox"/> museum
			<input type="checkbox"/> park
			<input type="checkbox"/> private residence
			<input type="checkbox"/> religious
			<input type="checkbox"/> scientific
			<input type="checkbox"/> transportation
			<input type="checkbox"/> other:

4. Owner of Property

name 1. Webster College

street & number 470 East Lockwood Avenue

city, town Webster Groves vicinity of state Missouri 63119

5. Location of Legal Description

courthouse, registry of deeds, etc. Office of Recorder of Deeds
 St. Louis County Government Center

street & number 7900 Forsyth Boulevard

city, town Clayton state Missouri 63105

6. Representation in Existing Surveys

1. John Albury Bryan, Missouri's
 title Contribution to American Architecture has this property been determined eligible? ☐ yes ☒ no

date Published 1928. ☐ federal ☒ state ☐ county ☐ local

depository for survey records St. Louis Architectural Club

city, town St. Louis state Missouri

**United States Department of the Interior
Heritage Conservation and Recreation Service**

**National Register of Historic Places
Inventory—Nomination Form**

WEBSTER COLLEGE-EDEN THEOLOGICAL SEMINARY COLLEGIATE DISTRICT

Continuation sheet

Item number 4

Page 1



2. Eden Theological Seminary
475 East Lockwood Avenue
Webster Groves, Missouri 63119

ITEM NUMBER 6

PAGE 1

2. Missouri State Historic Survey
1981
Department of Natural Resources
Historic Preservation Program
P.O. Box 176
Jefferson City

State

Missouri 65102

7. Description

Condition

☒ excellent
☐ good
☐ fair

☐ deteriorated
☐ ruins
☐ unexposed

Check one

☐ unaltered
☒ altered

Check one

☒ original site
☐ moved date _____

Describe the present and original (if known) physical appearance

Webster College and Eden Theological Seminary are located in Webster Groves on Lockwood Avenue, the main street through the commercial districts of "Old Webster" to the west and "Old Orchard" to the east. The nearness of the colleges to the intersection of Lockwood and Big Bend in Old Orchard gives the commercial district a college-town flavor with restaurants, a book store and other shops that cater to young people. The two colleges are right across the street from each other which makes it convenient for them to share the large modern library at the entrance to the Eden Seminary campus.

Eden Seminary, on the north side of Lockwood, has an open expansive campus and is surrounded to the north by the upper-income subdivision of Webster Park.

Webster College, on the south side of Lockwood, is more confined by Emmanuel Episcopal Church on the east and by Big Bend Boulevard which runs behind the administration building and Maria Hall, a newer dormitory. Big Bend Boulevard divides the older part of the college campus from its expansions for the Loretto Hilton Theater, the Thompson House Music School and the fine arts building.

WEBSTER COLLEGE

The two main buildings of the Webster College campus sit atop a hill on the south side of Lockwood Avenue near its intersection with Big Bend Boulevard. A semi-circular drive passes in front of the original building, now the administration and classroom building, and Loretto Hall, a dormitory. An expansive lawn studded with trees leads down to Lockwood. The Collegiate Gothic buildings are of red brick with limestone string courses, window frames crenellated battlements, towers, and decorative doorframes. The roofs are flat behind the battlements except on the two-story chapel projecting from the center of the back of the main building. That roof is a slate gable.

Main Administration Building

The architect, George Barnett,¹ designed the first building, what is now the administration-classroom building, with a plan similar to the plan for many parochial girls' boarding schools: Loretto Academy on Lafayette in St. Louis, Loretto Academy in Kansas City, Loretto Heights College in Denver (its chapel is not attached to the center).² These schools were all shaped like an E with the backbone of the E as the front, a large front door in the center and a grand staircase leading up to it. The top and bottom legs of the E contained classrooms on the lower floors and dormitory rooms on the upper floors.³ The center leg of the E is the chapel.

**United States Department of the Interior
Heritage Conservation and Recreation Service**

**National Register of Historic Places
Inventory—Nomination Form**

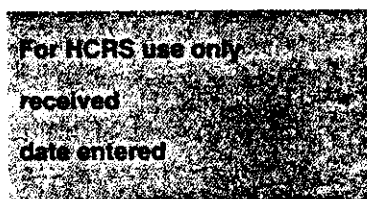
WEBSTER COLLEGE-EDEN THEOLOGICAL SEMINARY COLLEGIATE DISTRICT

Continuation sheet

Item number

7

Page 1



The front of the administration and classroom building of Webster College is in three sections. The center section is 15 bays long and five stories high. In the center of this section is a granite staircase leading up to the main entrance surrounded by a limestone Gothic arch. Above the main entrance are three stories each containing four windows, with limestone ogee arches. The stretchers between each story of windows and the crenellated battlement above the top story are of limestone carved with gargoyles and shields. On each side of this center section is a hexagonal bay window forming a tower rising above the roofline, surmounted by crenellated limestone battlements. On either side of these 3 center bays there are six bays arranged in pairs. The front wall indents on either end and has one more bay across, of the same five story height, and then projects with three more bays that are only four stories tall. These shorter sections on either end have small, hexagonal, brick towers running up both front corners topped with limestone, crenellated battlements.

The east and west ends of the building, the top and bottom legs of the E are ten bays long, four stories high. At the back, the top and bottom legs of the E are three bays across, four stories high, with small hexagonal brick towers at each corner, surmounted by limestone crenellated battlements. The building line then indents six bays on each end to meet the five-story backbone of the E, which is 20 bays across. There is a three-story section, two bays deep, projecting from the center two bays to connect with the chapel.

The chapel is a rectangle seven large bays long and three large bays across. Above the squared limestone foundation the chapel is two large stories tall with its slate gable roof reaching the same height as the five story front section of the administration building. Each bay contains a triple window on the ground floor. The south end of the chapel has a three-story, square tower, one bay on each side, on each corner. Between the towers, on the second floor there is a large Gothic stained glass window with limestone tracery and a narrow, leaded Gothic window on either side of it. Above it in the gable is a large rose window with limestone tracery. In the center of the chapel roof is an octagonal copper cupola surmounted by a cross. Inside, the chapel has been converted into an auditorium, retaining some of its original features including a ribbed vaulted ceiling and gilded corbels.

Loretto Hall

Architect Henry P. Hess designed Loretto Hall as a dormitory in 1926, and it serves as a dormitory today. It is directly east of the administration-classroom building, T shaped and of red brick with its front entrance at the foot of the T facing Lockwood Avenue to the north. The dormitory has an articulated, squared rubble foundation, is five stories high and has a flat roof. Limestone details include window sills, water table, and a string course above the fifth floor on the front of the building.

**United States Department of the Interior
Heritage Conservation and Recreation Service**

**National Register of Historic Places
Inventory—Nomination Form**

WEBSTER COLLEGE-EDEN THEOLOGICAL SEMINARY COLLEGIATE DISTRICT

Continuation sheet

Item number 7

Page 2

For HCRA use only

received

date entered

The front of the building at the foot of the T is composed of three large bays. The center bay has a granite staircase leading up to the main entrance on the second floor. The main entrance is a two story brick projection with a gable roof and a double glass door with Gothic oak tracery surrounded by a carved limestone Gothic arch. Above the entrance projection are three stories of tall single-paned windows arranged in a single bay, five windows wide and surrounded by a wide limestone frame. On each side of the entranceway is a large octagonal tower, six stories high, with crenellated battlements on the top articulated with limestone.

The east and west sides of the leg of the T are 15 bays long.

The top of the T projects five bays to the east and five bays to the west. It is three bays wide on either end and has a false segmental-arched gable above either end (facing east and west) articulated in limestone and containing a limestone cross. The back of the building (the top of the T), facing south is fourteen bays wide. There are false segmental-arched gables above three bays on each end, a limestone cross in each gable, and crenellated battlements articulated in limestone run across the top of the eight bays in the middle. At each of the four corners of the top of the T and running up between the third and fourth and the eleventh and twelfth bays on the back are small brick, octagonal, six story towers. Loretto Hall is attached to the administration-classroom building by an enclosed brick bridge between their second stories. It has a flat roof with wide crenellated battlements articulated in limestone. The bridge is four wide bays long, segmental-arched openings on the ground level and large segmental-arched windows on the enclosed second story.

The Thompson House Music School

The Frank C. Thompson House is located on the southeast corner of Big Bend Boulevard and Edgar Road in Webster Groves. Architect James P. Jamieson used the Tudor Revival style for the large picturesquely-shaped Thompson house. It is two and a half stories of brick, plaster, dark brown timbers and leaded glass windows, with a slate cross-gable roof. The brick is of English bond and rises to the second story. The corners have brick buttresses, and a projecting brick water table goes all the way around the house. A heavy wood cornice marks the bottom line of the second story. The half-timbered second story is patterned, with some diagonally curving timbers. The dormers have half-timbered designs framing the windows; each has a different design, and each dormer has intricately carved bargeboards. Dormers project from the line of the second-story and are supported by scroll brackets at their corners.

The front of the house faces Big Bend to the north and has a circular drive curving up to the entrance, a large lawn in front and brick gate posts at either end with wrought iron gates. There are nine bays across the front. The easternmost bay is a one-story, octagonal, brick and glass conservatory with a slate five-sided

**United States Department of the Interior
Heritage Conservation and Recreation Service**

**National Register of Historic Places
Inventory—Nomination Form**

WEBSTER COLLEGE-EDEN THEOLOGICAL SEMINARY COLLEGIATE DISTRICT

Continuation sheet

Item number 7

Page 3

For HCERS use only

received

date entered

roof. The next bay is glazed porches. The third bay has a double window on the first floor and a wide oriel window supported by brackets on the second floor with a blank dormer above it. The fourth bay is the front entrance, heavy, wooden double doors surrounded by leaded side lights and transom. A one-story, slate, gable porch roof projects in front of the door and is supported by pairs of wooden posts at each corner and heavy brackets. The fifth bay is a large projection, one bay deep, with a cross gable facing the front. On the first floor is a double window with segmented arch frames and a small, higher window with a segmental arched frame. A triple window is in the center of the second story, and in the gable is a small double window surrounded by a design in timbers. The west side of this projection steps back two bays, the inner of which is a two-story oriel from the second floor up to a gable of the roof. There is a small window under the oriel on the first floor. The last three bays form the recessed portion of the front of the house.

The west side of the house has five bays. The first three bays from the north front are two and a half stories high with a truncated hip roof, and the southern two bays are one story with a truncated hip roof.


Across the back of the house a wide concrete terrace is retained by a brick wall with wide limestone steps leading up to it in the center. There are nine bays across the back. The roof line of the back of the house is broken by two cross-gables in bays three and seven. The first bay on the west end is a one-story projection, two bays deep and one bay across with a truncated hip roof. The third bay is under a cross gable. It contains long double windows and French doors on the first floor, an oriel with four windows supported by brackets on the second floor, and the projecting gable above it. The fourth bay has long double windows on the first floor and four high casement windows on the second floor. Just below those windows, a sundial reads "F.C.T. Abide with me fast falls the eventide". The fifth bay is a large pair of French doors with a narrow gable above them supported by brackets. The date 1910 is inscribed in the door frame. The sixth bay is long double windows on the first floor and double windows on the second floor. The seventh bay is under a cross gable and has long double windows on the first floor and four windows on the second floor. The last two bays step back, and a huge brick chimney runs up the east outside wall. It is corbelled in several places and has three polygonal stacks above the roof line and three chimney pots. The eighth bay is the sun porches. The ninth bay is the one-story, octagonal, brick and glass conservatory room with a slate hip roof. Altogether there are four large corbelled chimneys, two at each end. Three of them have only two stacks and rise from the roof rather than outside the wall. The tops of all of the gutter downspouts are embossed "1910".

The Thompson House Music School contains a recital hall, three classrooms, a library, ten teaching studios and twenty practice rooms. These facilities were accommodated by a 1961 renovation under the supervision of Hellmuth, Obata, and Kassabaum, architects.

**United States Department of the Interior
Heritage Conservation and Recreation Service**

**National Register of Historic Places
Inventory—Nomination Form**

WEBSTER COLLEGE-EDEN THEOLOGICAL SEMINARY COLLEGIATE DISTRICT



Continuation sheet

Item number 7

Page 4

Close behind the Thompson House on the western property line are two half-timbered out buildings with cross-gable slate roofs and brick foundations.

The northern building is a small, one-story, rectangle with a corbelled chimney on the southwest side of the roof. It has a door in each gable end, north and south, and two leaded windows under a blank dormer on each side.

The southern building is a much larger one-and-a-half story, carriage house, three bays by five. Its front faces east, onto the expansive back lawn of the Thompson house. The second bay from the south is the front entrance, protected by a projecting gable with timbering in the gable. Some of the timbers are intricately carved, brackets with gargoyles support each corner, and the date 1916 is carved into a shield in the gable. The fourth bay has a bracketed projecting gable surmounted by a weathervane of a witch riding a broom. A large corbelled chimney is on the west side of the roof. This building is now used for the administrative offices of the Loretto Hilton Repertory Theater.

EDEN THEOLOGICAL SEMINARY

Eden Seminary is located on the northwest corner of the intersection of Lockwood Avenue and Bompert Avenue in Webster Groves, on the twenty acres once known as the Reber Estate.⁴ From Lockwood one sees large, open, tree-studded lawns and a circular drive leading up to the large, modern (1967) two-story library that is shared by Eden Seminary and Webster College. Behind the library, to the north, is the quadrangle of Collegiate Gothic or Jacobethan buildings designed by Thomas Barnett, in 1923.⁵ They are Flemish bond brick with squared rubble foundations and ashlar limestone embellishments, including watertables, string-courses, window and door surrounds, and corner quoins.

Administration Building


The administration and classroom building dominates the quadrangle across its north side.⁶ It is in the shape of a broad H with a chapel projecting from the center of the back. This building is two and a half stories and has a cross-hip roof of slate. Its most significant feature is a tower which is a replica of the Magdalen tower at Oxford in England,⁷ rising 100 feet⁸ in the center of the south side of the building. This tower dominates the campus and can be seen rising above the tree tops from many points in Webster.

The front (south) of the administration building contains nine bays. The bays on either end are broad and blank and project one bay deep. On either side of the tower are three bays. The center bay is the magnificent square tower, projecting forward slightly and going back almost to the crest of the roof. At each corner, an octagonal, limestone turret rises to a carved spire. The tower's first stage is limestone and is taller than the first story of the main

**United States Department of the Interior
Heritage Conservation and Recreation Service**

**National Register of Historic Places
Inventory—Nomination Form**

WEBSTER COLLEGE-EDEN THEOLOGICAL SEMINARY COLLEGIATE DISTRICT



Continuation sheet

Item number 7

Page 5

part of the building. The Gothic-detailed oak entrance is recessed under a large, carved, limestone Gothic arch in the tower. The ceiling of this outdoor vestibule is plastered in designs of coats-of-arms, fleur-de-lis, and vines. Above the first, limestone stage, are two stages in brick; the first of these corresponds with the second and third floors of the main part. A large, Gothic arched, stained glass window with limestone tracery lights the second story and a pair of narrow, Gothic arched stained glass windows are on the third. The next stage is blank except for a tall, narrow limestone indentation in the center and modest windows on the sides. The top stage has pairs of huge, louvered, Gothic-arched openings with limestone tracery, on all four sides topped by a narrow, carved limestone frieze. The pinnacles at each corner are twenty feet high and are carved with blind arches, gargoyles, crenellated battlements, crockets, and a fruited finial. In the center of each side of the tower is a slightly smaller, shorter pinnacle. The pinnacles are connected by narrow, colonnaded, Gothic arches surmounted by a wide crenellated battlement. The top of the tower is illuminated at night.

The east and west sides of the building each contain three bays. Coming off symmetrically from the center bays on each side of the building is a one-story brick colonnade connecting to the dormitories on either side of the quadrangle. These colonnades have Tudor or basket arches with narrow brick buttresses between them, and a slate gable roof.

The back of the administration building is also symmetrical. On either end it has a broad blank bay projecting one bay deep and then four two-story bays on either side of the chapel which projects from the center of the back.

The chapel has a gable roof the same height as the rest of the building. It projects five bays to the north and has four, square, stained glass windows with limestone Gothic tracery on the first floor and four basket-arched stained glass windows on the second floor. The northernmost bay on each side is a door. On the north side, the chapel's chancel area projects from the center with a broad, rectangular, stained glass window on the first floor, and above it another three part one. Inside, the chapel, on the second floor, has heavy dark, oak, buttressed ribs supporting its vaulted ceiling. Dark oak is also used for pews and chancel panelling. The room is carpeted and has chairs arranged in concentric circles around the communion table between the pews and the chancel. The room below is a lounge, with four Corinthian columns supporting the floor above. The floor and walls of the first-floor reception area and halls are of marble; ceilings of these spaces are rib-vaulted.

East Dormitory, now called Schultz Hall

Schultz Hall is a 22-bay-long two-story brick building on the east side of the quadrangle.⁹ It is U-shaped, with a cross-gable slate roof, and its broad, flat

**United States Department of the Interior
Heritage Conservation and Recreation Service**

**National Register of Historic Places
Inventory—Nomination Form**

WEBSTER COLLEGE-EDEN THEOLOGICAL SEMINARY COLLEGIATE DISTRICT


Continuation sheet

Item number

7

Page

6



front faces west into the quadrangle. Two bay windows on the front and back are entirely of limestone. A gable faces the front containing three bays on each end. The north and south sides of Schultz Hall have nine bays of windows; a door on the north side, opens into the colonnade connecting with the administration building.

West Dormitory

The West Dormitory appears to be a mirror image of Schultz Hall, but it is not.¹⁰ The front of the West Dormitory has only 15 bays, because many of the windows are triple instead of paired. Under the cross gables on either end are two bays of triple windows. Bays three and thirteen contain double doors under Gothic-arched hood moldings in small, one-story projections that have battlements on top. Bay six and ten are two-story, limestone bay windows with limestone battlements and brick wall dormers behind the battlements. Bays seven and nine are triple windows, and the center bay has a wooden double door under a limestone Gothic arch with rectangular hood molding.

The north and south sides of the building are composed of seven bays. The colonnade from the administration building shelters an entrance to the dorm at the basement level.

The back of the West Dorm is seventeen bays across. It has a broad blank bay under the gable at each end. These gable ends project out seven bays of windows. The next bay across the back on either side has a wooden double door under a limestone Gothic arch on the first floor with a single window above it. The thirteen bays in the center of the back project one blank bay.

President's Residence

The president's residence is in the northwest corner of the campus and is placed diagonally to the other buildings.¹¹ The roof is slate, with shallow limestone parapets at the gable ends. The two-and-a-half story front faces the west arcade. It has three bays on the first floor and five bays on the second. The heavy wooden center front door is surrounded by a limestone Gothic basket arch and rectangular hood moulding. It is flanked by large triple windows. In the center of the second story is a one and a half story oriel with a crenellated battlement and a brick gable wall dormer, with a small window behind the battlement. The two bays on each side of the oriel are single, double-hung windows. The ground falls away to the north behind the house, so the kitchen door on the northeast side has concrete steps with a wrought iron railing. The back has the rubble foundation exposed to about eight feet high.


The Commons

The Commons is a rectangle with a slate gable roof located behind the east arcade. It was originally the dining hall for all the students.¹² It has a

**United States Department of the Interior
Heritage Conservation and Recreation Service**

**National Register of Historic Places
Inventory—Nomination Form**

WEBSTER COLLEGE-EDEN THEOLOGICAL SEMINARY COLLEGIATE DISTRICT



Continuation sheet

Item number

7

Page 7

short parapet on the gable ends of the roof, facing east and west. The front faces the east arcade to the south and is nine bays across. The first three bays on the west are articulated as one story, corresponding to the commons room inside. The fourth bay is a square, one-story projection with a flat roof and battlements for the front door and vestibule. The front door is under a limestone Gothic basket arch with rectangular hood molding. To the east of the door are five bays articulated as two stories, corresponding to the kitchen and balcony areas. The west side of the Commons has a large brick chimney running up the center with a window on either side of it. The east side has two and a half stories, four bays. Inside, the vaulted Commons room looks just as it did when opened, with a large fireplace with a limestone mantel at the west end and a balcony and white-tiled kitchen at the east end. It is furnished with oak tables; the simple oak chairs have an E carved in their backs.

Steam Plant and Maintenance Center

The steam plant is as finely designed an example of Jacobethan architecture as the rest of the quadrangle. It is a one-story rectangle with wide brick battlements articulated with limestone around the flat roof.¹³ The front faces south towards the back of the administration building. It is nine bays of single windows except for a door in the fourth bay from the east. The east side has three single windows while the west has four. In back, the western of six bays is a connection to a round brick tower, one hundred feet high.¹⁴

NOTES

1. Sister M. Lilliana Owens, Loretto in Missouri, 1965, pp. 143.
2. Conversation with Sister Barbara Barbados, Webster College. See also photographs in Lorette Magazine, Volume XII, November, 1916.
3. Barnett, Haynes and Barnett, Blueprints for Loretto College located in Maintenance Department of Webster College.
4. History of the Theological Seminary of the Evangelical Church, Carl Schneider, p. 58.
5. Thomas Barnett, Blueprints of Eden Theological Seminary, located in Maintenance office at Eden Seminary. See also American Architect, Vol. 129 (May 5, 1926), pp. 525-528.
6. Schneider, p. 56.

United States Department of the Interior
Heritage Conservation and Recreation Service

National Register of Historic Places
Inventory—Nomination Form

WEBSTER COLLEGE-EDEN THEOLOGICAL SEMINARY COLLEGIATE DISTRICT



Continuation sheet

Item number 7

Page 8

7. History of the Theological Seminary of the Evangelical Church, p. 65.
Pictures and descriptions of the Magdalen Tower may be found in:
England, The Blue Guide, Findlay Muirhead, p. 329.
Oxford, F.D. How, pp. 12, 21, 48.
8. Blueprints of Eden Theological Seminary.
9. Schneider, p. 67.
10. ibid, pp. 68-69.
11. ibid, p. 70.
12. ibid, pp. 65-66.
13. Schneider, p. 65.
14. The tower must be the same height as the tower of the administration building because they appear to be the same height from the intersection of Lockwood and Elm which is about 3/4 of a mile away.

8. Significance

Period	Areas of Significance—Check and justify below			
<input type="checkbox"/> prehistoric	<input type="checkbox"/> archeology-prehistoric	<input type="checkbox"/> community planning	<input type="checkbox"/> landscape architecture	<input checked="" type="checkbox"/> religion
<input type="checkbox"/> 1400-1499	<input type="checkbox"/> archeology-historic	<input type="checkbox"/> conservation	<input type="checkbox"/> law	<input type="checkbox"/> science
<input type="checkbox"/> 1500-1599	<input type="checkbox"/> agriculture	<input type="checkbox"/> economics	<input type="checkbox"/> literature	<input type="checkbox"/> sculpture
<input type="checkbox"/> 1600-1699	<input checked="" type="checkbox"/> architecture	<input checked="" type="checkbox"/> education	<input type="checkbox"/> military	<input type="checkbox"/> social/
<input type="checkbox"/> 1700-1799	<input type="checkbox"/> art	<input type="checkbox"/> engineering	<input type="checkbox"/> music	<input type="checkbox"/> humanitarian
<input type="checkbox"/> 1800-1899	<input type="checkbox"/> commerce	<input type="checkbox"/> exploration/settlement	<input type="checkbox"/> philosophy	<input type="checkbox"/> theater
<input checked="" type="checkbox"/> 1900-	<input type="checkbox"/> communications	<input type="checkbox"/> industry	<input type="checkbox"/> politics/government	<input type="checkbox"/> transportation
		<input type="checkbox"/> invention		<input type="checkbox"/> other (specify)

Specific dates 1915-24

Builder/Architect Various Architects

Statement of Significance (in one paragraph)

Webster College and Eden Theological Seminary were built in Webster Groves in this century. They are relatively young in the field of American architecture. However, both institutions were pioneers in their fields of higher education in the West. The Ministers' Seminary of the German Evangelical Synod of the West, which became Eden Seminary, was the first seminary of the Evangelical and Reform Church.¹ It was the second Protestant theological seminary west of the Mississippi,² and Webster College was the first Catholic women's college in the state of Missouri.³

The buildings of the two schools were designed by brothers, George and Thomas Barnett, the sons of architect George I. Barnett. The schools were built a decade apart, Webster College in 1915 and Eden Seminary in 1924, and they are both interpretations of the Jacobethan or the Collegiate Gothic style. The differences between the two campuses reflect the differences between the two brothers. George Barnett, Jr. who designed Webster College, remained as the head of the architectural firm of Barnett, Haynes and Barnett, and Thomas Barnett, who designed Eden Seminary, had⁴ a more artistic temperament and broke away to form his own architectural firm.

A third notable St. Louis architect, James P. Jamieson, designed the Thompson House, which is now part of Webster College.

The colleges are located across the street from each other on the main street in Webster Groves between the two principal business districts. With their contiguous campuses flowing together and sharing a modern library, Eden Seminary and Webster College have had a quiet and subtle collegiate influence on this otherwise average commuter suburb.

Webster College

Webster College is an outgrowth of and located on the same site as a girls' preparatory school founded by the Sisters of Loretto in 1898.⁵

The Order of Loretto was begun by Father Charles Nerinckx, in 1812 in Kentucky to educate poor children and slaves. The Sisters of Loretto soon moved west, starting schools in Illinois and Missouri, and with schools already founded in St. Louis, Florissant, and St. Charles, they came to Webster Groves to teach the children of the Holy Redeemer Parish. They taught the boys in the old church building and purchased "Webster Place", the home of Benjamin Franklin Webster, a St. Louis lawyer, for their girls' school which they called Loretto Seminary. "Webster Place" was a

**United States Department of the Interior
Heritage Conservation and Recreation Service**

**National Register of Historic Places
Inventory—Nomination Form**

WEBSTER COLLEGE-EDEN THEOLOGICAL SEMINARY COLLEGIATE DISTRICT

For NCRS use only
received
date entered

Continuation sheet

Item number 8

Page 1

large frame house set in a forest of trees. The beautiful front lawn had a driveway curving down to Lockwood Avenue as it does now. In 1905, this house burned to the ground. The sisters moved into the carriage house and a small frame building was erected where they could continue classes. In 1909, they withdrew from the Holy Redeemer school and concentrated their efforts on the Loretto Seminary.

In 1915, the Mother Superior obtained permission to create a Catholic women's college in Webster Groves and the new buildings were constructed to house the expanded activities. The Loretto College and Academy opened in October of 1916, and some of the first faculty members were lent to the new college by Kenrick Seminary, located only a few miles to the southeast. In 1924, the Loretto College sought accreditation by the North Central Association of Colleges and Universities. One stipulation was that the college and the high school could not use the same building, so the high school moved into the nearby Lockwood house which had been purchased two years earlier. The high school was named Nerinx Hall after the founder of the order, and in that same year the college changed its name to Webster College at the suggestion of businessmen who confused it with the Loretto Academy in St. Louis.

Thompson House Music School

The Thompson House, now used as the Music School of Webster College, was built in 1910 for Frank C. Thompson by James P. Jamieson of the architectural firm of Cope and Stewardson.⁶ This Philadelphia firm also designed the Washington University campus and developed a substantial practice in the St. Louis area. In 1912 Jamieson opened his own firm in St. Louis, where he practiced until his death in 1941. The house is an outstanding example of the Tudor Revival style of its era, with its spreading mass, decorative half-timbering, and careful detailing.

Frank Thompson was the founder of the Carondelet Foundry Company. He and his wife, Mattie, had no children. They called their home "Arbor Lodge" and they had gardens extending south to Garden Avenue. The Thompsons were very active members of the Emmanuel Episcopal Church across the street, and they established a summer camp for children in Missouri. When Mr. Thompson died in 1941, (his wife had died in 1939) he left his estate to the Episcopal Church and the summer camp. According to his will his home was to be used by the Episcopal bishop and could not be sold.⁷

Bishop William Scarlett, the head of the Episcopal Diocese of Missouri, married in 1941, and because of the housing shortage caused by the war, the couple moved into the Thompson House, where they continued to live until Bishop Scarlett's retirement in 1952. Eleanor Roosevelt spent the weekend of March 13, 1949, with the Scarletts at their home. She was in St. Louis to see the plans for the Jefferson National Expansion Memorial, and she wrote about her visit in her newspaper column, "My Day", in the St. Louis Post Dispatch on March 14, 1949.⁸

**United States Department of the Interior
Heritage Conservation and Recreation Service**

**National Register of Historic Places
Inventory—Nomination Form**

WEBSTER COLLEGE-EDEN THEOLOGICAL SEMINARY COLLEGIATE DISTRICT

Continuation sheet

Item number 8

Page 2

For HCERS use only	
received	
date entered	

After Bishop Scarlett retired in 1952, the Thompson House was used as a retreat house by the Episcopal Church. In 1960, Webster College became interested in acquiring the property and since it could not be sold, Bishop George Cadigan traded it to the Catholic Church for a large retreat house that they owned in West St. Louis County.⁹

Eden Theological Seminary

Eden Seminary came to Webster Groves in 1924. It began in 1850 in Marthasville, Missouri, as the Ministers' Seminary of the German Evangelical Synod of the West, established to train ministers for the German communities on the frontier. The location was isolated, and in 1883 the seminary moved to Wellston, where the students had better access to transportation, libraries, and German Evangelical churches. The railroad stop near the new seminary in Wellston was named Eden. The students spoke of making the trip to Eden, and the name began to apply to their seminary. It was an ironic name for a place so rugged and austere. The men followed a rigid schedule of lectures, dictation, and manual labor. They were only allowed to leave the seminary on Saturday afternoons, and they were forbidden to go to the theater or a saloon or to have anything to do with women. All classes were in German.

There was a gradual relaxation and modernization over the years. English was introduced in the 1890's and students were allowed to become engaged in 1900. In 1915 for the first time, the graduating class had no German members.

Eden Seminary was in need of expansion and repairs by 1924. Wellston had grown up around the campus, surrounding it with industry and pollution. The building and grounds became Normandy High School, and the Seminary moved to the twenty-acre Reber Estate at Lockwood and Bompert in Webster Groves. The white tower of the main building was modeled after the Magdalen Tower at Oxford.

Eden became accredited as a graduate school in the 1920's. Eden has had outstanding graduates and faculty members, biblical scholars and theologians, Reinholdt Niebuhr, who graduated from Eden in 1914, preached and wrote about social abuses and the poor from his church in Detroit. Reinholdt's brother, Helmut Richard, also graduated from Eden and became the Dean of the Yale Divinity School. Faculty members of Eden were instrumental in the merger of the Evangelical and Reform Church and the Congregational Church in 1957. Dr. Samuel Press, the president of Eden, had suggested the merger in 1936.¹²

In more recent years Webster's colleges had made exciting advancements. In 1964, Sister Jacqueline Grennan, then president of Webster College, persuaded Conrad Hilton to give a million and a half dollars toward construction of a theater.

**United States Department of the Interior
Heritage Conservation and Recreation Service**

**National Register of Historic Places
Inventory—Nomination Form**

WEBSTER COLLEGE-EDEN THEOLOGICAL SEMINARY COLLEGIATE DISTRICT

Continuation sheet

Item number

8

Page

3

For HCERS use only
received
date entered

The Loretto Hilton Theater opened in 1966 on the site of the Thompsons' south garden. It has become a center of cultural activity for the whole region as the home of an outstanding repertory company and the St. Louis Opera Theatre, as well as opportunities for the theater arts students of Webster College. The following year Sister Jacqueline guided the college to secular and coeducational status. In 1968, Eden Seminary and Webster College put their libraries together into a new building on the Eden campus. In 1973, under President Leigh Gerdine, Webster College designed an innovative graduate program leading to the Master of Arts, Individualized degree. In this MAI program a graduate student designs many of his own courses.¹³

NOTES

1. Bode, Casper Henry, Builders of our Foundations, Webster Groves MO, 1940
2. The first was Concordia Seminary founded in Perry Co., MO in 1839.
3. Lorette, Volume XII (November 1916), p. 50.
4. John Albury Bryan, Missouri's Contribution to American Architecture, (St. Louis: The Architectural Publishing Company, 1928), p. 202.
5. Sister M. Lilliana Owens; Loretto in Missouri; 1965; p. 129. This is the best source of information on the history of Webster College.
6. The Brickbuilder; Volume 23; No. 3; March, 1914; plates 36 & 37.
7. Necrology Scrapbook at the Missouri Historical Society.
8. Conversation with Charles Rehkopf, Arch Deacon of Emmanuel Episcopal Church, 1981.
9. Ibid
10. "Webster College - History of the Campus", Feb. 1981 from the Student Activities Department.
11. Carl Schneider, History of the Theological Seminary of the Evangelical Church, 1925, pp. 740.
12. Conversation with William Bohley, archivist at the Eden Webster Library, 1981.
13. Brochure from the Public Relations Department of Webster College.

9. Major Bibliographical References

1. Bode, Casper Henry. Builders of Our Foundations. Webster Groves, Mo.: 1940.
2. The Brickbuilder. Vol. 23, Number 3, March 1914, Plates 36 and 37.

10. Geographical Data

Acreage of nominated property 22 1/2 acres

Quadrangle name "Webster Groves, Mo.-I11."

Quadrangle scale 1:24,000

UMT References

A

1	5
Zone	Easting

7	3	1	4	6	0
Northing					

B

1	5
Zone	Easting

7	3	1	4	0	0
Northing					

C

1	5
Zone	Easting

7	3	1	1	0	0
Northing					

D

1	5
Zone	Easting

7	3	1	1	6	0
Northing					

E

Zone	Easting

Northing					

F

Zone	Easting

Northing					

G

Zone	Easting

Northing					

H

Zone	Easting

Northing					

Verbal boundary description and justification Beginning on East Lockwood Avenue at the SW corner of Lot 5 of Glen Park Subdivision, thence N 966 feet along the W line of that Lot to the NW corner; thence E along N line to a point 632 feet from NW corner; thence S at 90 degrees 949 feet to East Lockwood Avenue; thence E to a point opposite the E line of Lot (cont)

List all states and counties for properties overlapping state or county boundaries

state	code	county	code
-------	------	--------	------

state	code	county	code
-------	------	--------	------

11. Form Prepared By

name/title 1. Ann Morris

organization St. Louis Co. Parks & Recreation date March 1981

street & number 1723 Mason Road telephone (314) 822-8475

city or town St. Louis state Missouri 63131

12. State Historic Preservation Officer Certification

The evaluated significance of this property within the state is:

☐ national ☐ state ☒ local

As the designated State Historic Preservation Officer for the National Historic Preservation Act of 1966 (Public Law 89-665), I hereby nominate this property for inclusion in the National Register and certify that it has been evaluated according to the criteria and procedures set forth by the Heritage Conservation and Recreation Service.

State Historic Preservation Officer signature

Director, Department of Natural Resources
title and State Historic Preservation Officer

date 8/17/82

For HCRS use only

I hereby certify that this property is included in the National Register

date

Keeper of the National Register

Attest:

date

Chief of Registration

**United States Department of the Interior
Heritage Conservation and Recreation Service**

**National Register of Historic Places
Inventory—Nomination Form**

WEBSTER COLLEGE-EDEN THEOLOGICAL SEMINARY COLLEGIATE DISTRICT

Continuation sheet

Item number 9

Page 1

For HCRS use only
received
date entered

2. Bryan, John Albury. Missouri's Contribution to American Architecture. St. Louis: 1928, p. 202.
3. Lorette; Bolume XII (November 1916).
4. Owens, Sister M. Lilliana. Loretto in Missouri. St. Louis: B. Herder Book Co., 1965.
5. Schneider, Carl Edward. History of the Theological Seminary of the Evangelical Church. Eden Theological Seminary: 1925.
6. "Webster College - History of the Campus." Student Activities Center at Webster College: 1981.

ITEM NUMBER 10


PAGE 1

6A of Woods, Silence and Edmundson Subdivision; thence S following that line to a point opposite the south wall of Loretto Hall; thence W following the S wall of Loretto Hall so as to include the 1927 portion of that Hall and to include the 1958 additions to it; thence N following the same building; thence W following a line tangent to the N wall of the W wing of the same building; thence to the East wall of the Chapel; thence S along this wall to the S Wall of the Chapel; thence W following this wall and continuing past it to Plymouth Avenue; thence N along the E edge of Plymouth Avenue, crossing East Lockwood Avenue to a point on the S line of Lot 5 of Glen Park Subdivision; thence W along that line to point of beginning.

Also, Lots 13 and 14 and the N 15 feet of Lots 12 and 15 of A.P. Lockwood Subdivision, bounded on the N by Big Bend Boulevard, on the W by Edgar Road, and on the E by Lots 10 and 11 of A.P. Lockwood Subdivision.

**United States Department of the Interior
Heritage Conservation and Recreation Service**

**National Register of Historic Places
Inventory—Nomination Form**



WEBSTER COLLEGE-EDEN THEOLOGICAL SEMINARY COLLEGIATE DISTRICT

Continuation sheet

Item number 11

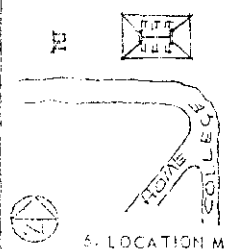

Page 1

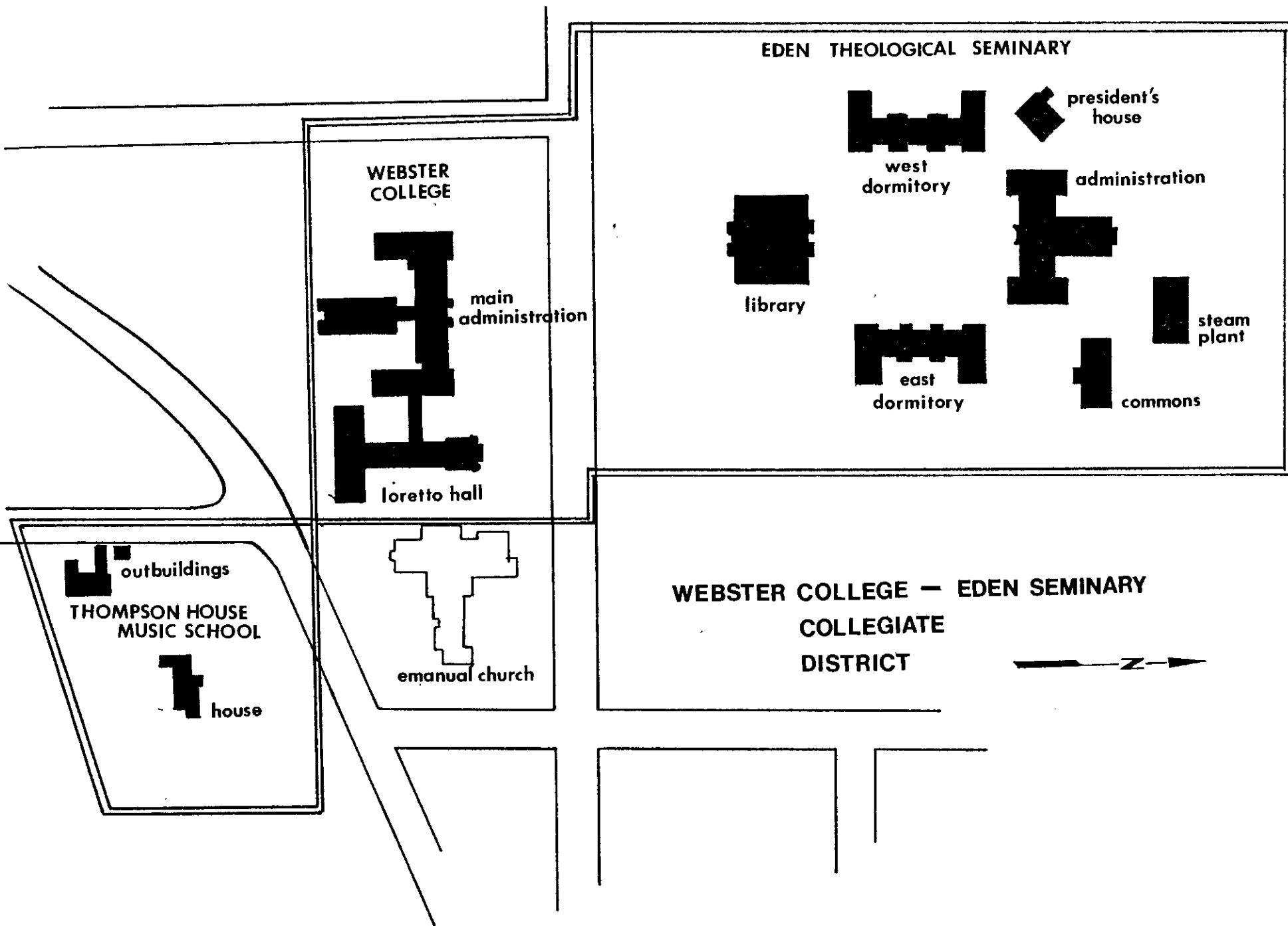
2. James M. Denny, Section Chief, Nominations-Survey
and State Contact Person
Department of Natural Resources
Historic Preservation Program
P.O. Box 176
Jefferson City

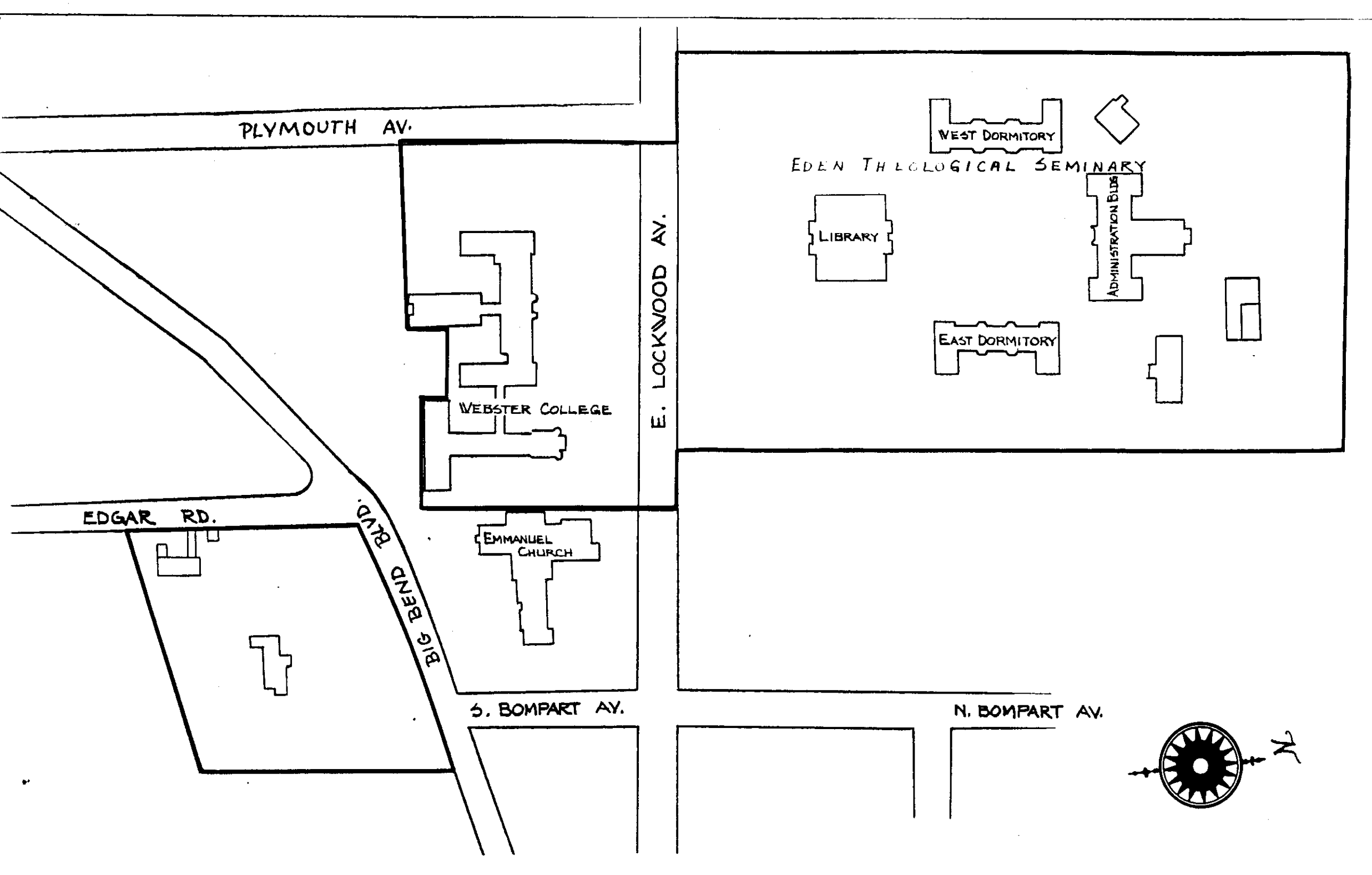
May 25, 1981

(314) 751-4096

Missouri 65102

1. STATE Missouri COUNTY St. Louis TOWN Webster Groves STREET NO. 330 North Gore		HISTORIC AMERICAN BUILDINGS SURVEY INVENTORY	
ORIGINAL OWNER Webster College for boys ORIGINAL USE School PRESENT OWNER Edgewood Childrens Center PRESENT USE School-disturbed children WALL CONSTRUCTION Stone NO. OF STORIES Two and attic		2. NAME Webster School DATE OR PERIOD 1849 STYLE ARCHITECT BUILDER	
NOTABLE FEATURES, HISTORICAL SIGNIFICANCE AND DESCRIPTION		3. FOR LIBRARY OF CONGRESS USE	
Rectangular structure of coursed native limestone. Interesting and unusual open porches second floor east and west ends which are likely not to be original. Roof line now an interrupted hip, with gable ends occurring over masonry wall, inner side porches. Three dormers north and south roof. Masonry work appears original and largely unchanged, except for obvious jointing lines for porches at second floor levels only. Exterior wood trim, millwork, etc., shows considerable evidence of renovations reminiscent early 1900's styling and detailing. Interior completely altered, basement to attic from original. Porches reported to have occurred at first floor level also. Evidence of two storey gallery across rear. College founded by Dr. Artemus Bullard 1850, named for Daniel Webster. Became soldiers orphan home (Edgewood Children's Center), 1869. Gothic cottage on grounds appears on 1878 atlas.		OPEN TO PUBLIC NO	
5. PHYSICAL CONDITION OF STRUCTURE		Endangered	No
		Interior	Remodeled
		Exterior	Excellent
6. LOCATION MAP (Plan Optional) 		7. PHOTOGRAPH 	
8. PUBLISHED SOURCES (Author, Title, Pages) INTERVIEWS, RECORDS, PHOTOS, ETC. Sketch of original building in school files. Mo. Historic Sites Catalog, MSHS p 178		9. NAME, ADDRESS AND TITLE OF RECORDER Kenneth E. Coombs Robert L. Elgin 18 East 11th Kansas City, Missouri DATE OF RECORD January 28, 1955	





PLYMOUTH AV.

WEST DORMITORY
EDEN THEOLOGICAL SEMINARY

LIBRARY

ADMINISTRATION BLDG.

EAST DORMITORY

WEBSTER COLLEGE

E. LOCKWOOD AV.

EMMANUEL
CHURCH

EDGAR RD.

BIG BEND BLVD.

S. BOMPART AV.

N. BOMPART AV.

7261 III NW
(GREVE COEUR)

UNITED STATES
DEPARTMENT OF THE INTERIOR
GEOLOGICAL SURVEY

STATE
GEOLOGICAL SURV

90°22'30"
38°37'30"

729000m.E

730

R. 6 E. 1450 000 FEET (ILL.)

4278000m.N

710 000 FEET
(ILL.)

4277

U.S.G.S. 7.5'
"Webster Groves, Mo.-Ill."
Scale: 1:24,000

Quadrangle
(1954-rev.
1974)

WEBSTER COLLEGE-EDEN THEOLOGICAL SEMINARY
COLLEGIATE DISTRICT
Webster Groves, Missouri

UTM REFERENCES:

- A. 15/731460/4275880
- B. 15/731400/4275320
- C. 15/731100/4275340
- C. 15/731160/4275900

T. 45 N

T. 44 N

4274

35'

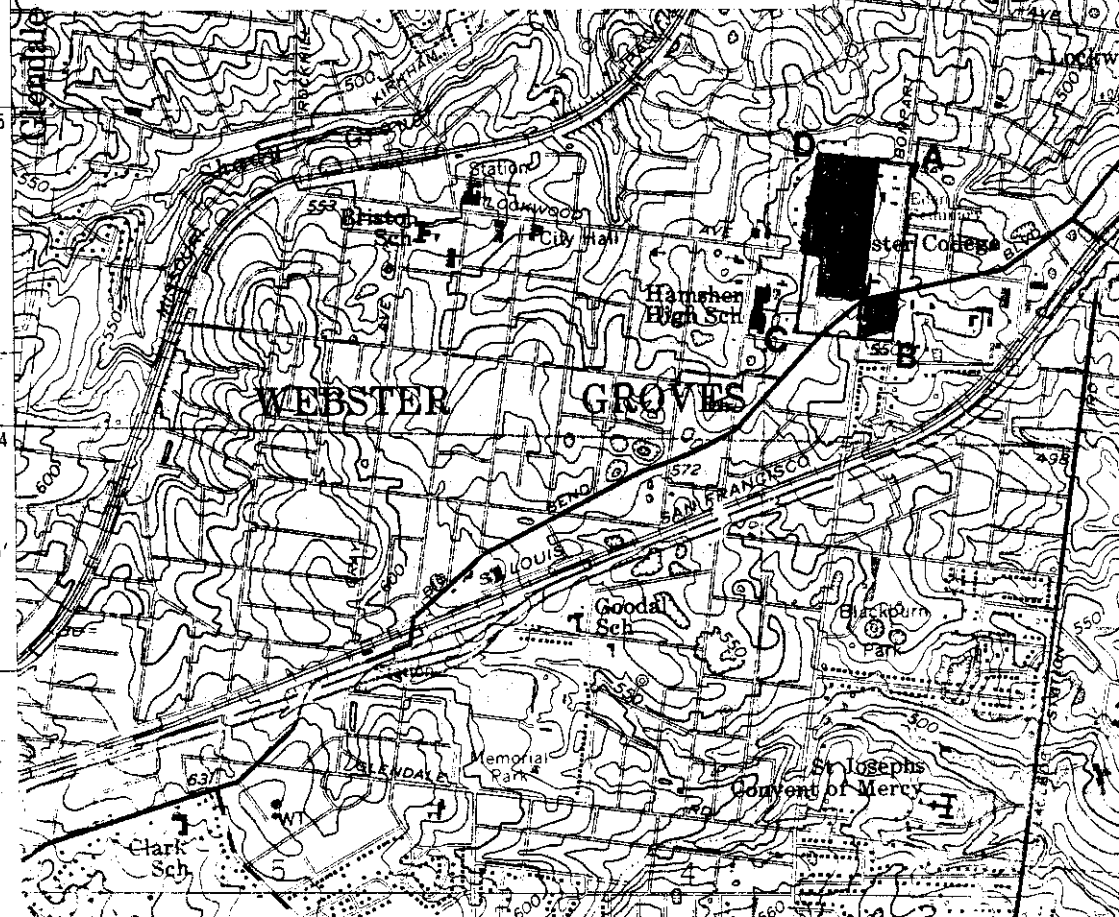


Photo Log:

Name of Property: **Webster College – Eden Seminary Collegiate District**
City or Vicinity: **Webster Groves**
County: **St. Louis County** State: **MO**
Photographer: **Esley Hamilton**
Date
Photographed: **Mar. – Apr. 1981**

Description of Photograph(s) and number, include description of view indicating direction of camera:

- 1 of 23. View of N façade showing main entrance – Main Administration Building.
- 2 of 23. View of N façade showing main entrance – Main Administration Building.
- 3 of 23. View of S façade showing back of chapel wing – Main Administration Building. Photo by Marg Sander, Mar. 1981
- 4 of 23. View of N façade showing main entrance to dormitory – Loretto Hall.
- 5 of 23. View of N side of bridge – Bridge between Loretto Hall. Photo by Marg Sander, Mar. 1981
- 6 of 23. View of N façade – Thompson House Music School.
- 7 of 23. View of S façade – Thompson House Music School. Photo by Marg Sander, Mar. 1981
- 8 of 23. View of E façade showing front and kiln in foreground – Thompson House Music School. Photo by Marg Sander, Mar. 1981
- 9 of 23. View of W facades facing Edgar Rd. – Thompson House Music School. Photo by Marg Sander, Mar. 1981
- 10 of 23. View of S façade showing tower and quadrangle in foreground – Administration Building.
- 11 of 23. View of S façade, detail of main entrance and E colonnade – Administration Building.
- 12 of 23. View of S façade, detail of main entrance – Administration Building.
- 13 of 23. Detail of a corner spine of the tower – Administration Building. Photo by Marg Sander, Mar. 1981
- 14 of 23. Interior view of chapel on the second floor – Administration Building.
- 15 of 23. View of S side of E colonnade – Administration Building & E Colonnade. Photo by Marg Sander, Mar. 1981
- 16 of 23. View of W façade of Schultz Hall showing quadrangle in foreground. Photo by Marg Sander, Mar. 1981
- 17 of 23. View of E façade of W dormitory showing quadrangle in foreground. Photo by Marg Sander, Mar. 1981
- 18 of 23. View of SE façade of President's Residence taken from tower. Photo by Marg Sander, Mar. 1981
- 19 of 23. View of S façade of Commons taken from the tower. Photo by Marg Sander, Mar. 1981
- 20 of 23. View of S façade showing main entrance. Photo by Marg Sander, Mar. 1981
- 21 of 23. Interior view of main room of the Commons showing limestone mantle and some of the oak chairs with an E carved in backs. Photo by Marg Sander, Mar. 1981
- 22 of 23. View of S façade of Steam Plant with SW corner of the Commons in the foreground. Photo by Marg Sander, Mar. 1981
- 23 of 24. View of S façade of the Webster Eden Library at the S end of the quadrangle facing Lockwood Ave. (not described in Sect. 7 because it was built in 1967). Photo by Marg Sander, Mar. 1981

























BRE
A-D
























EDEN THEOLOGICAL SEMINARY